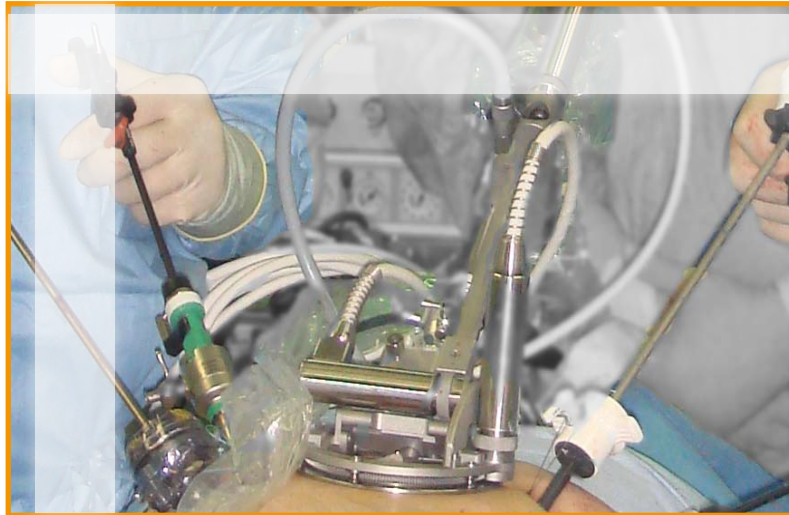
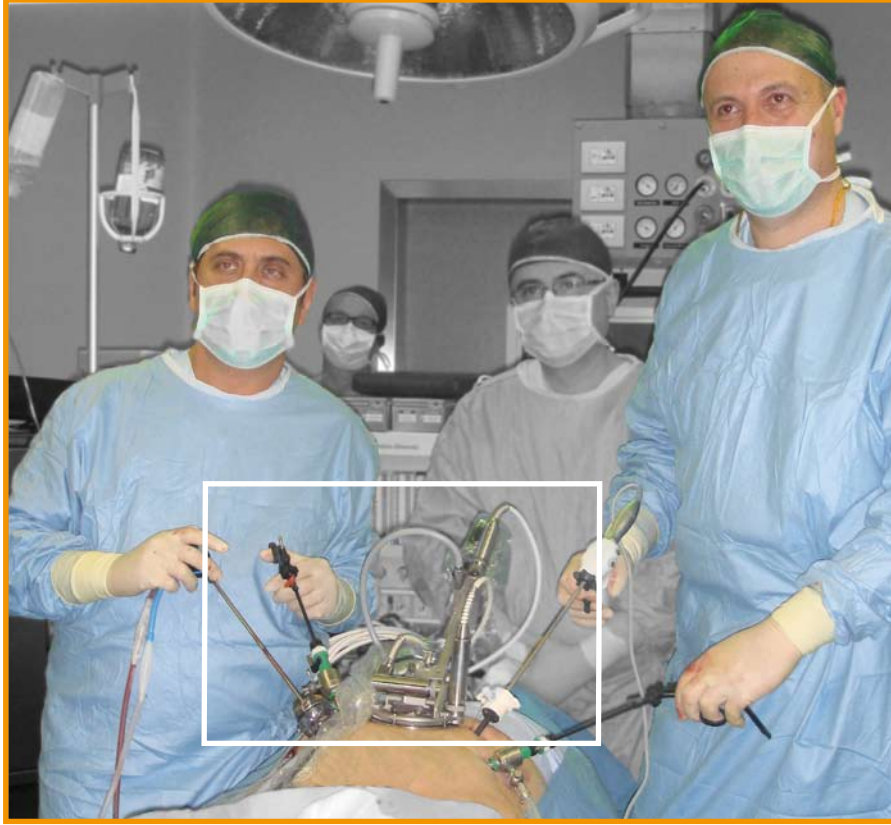


[Open your mind,
Free your hands]

Prostatectomy

Stability & Simplicity

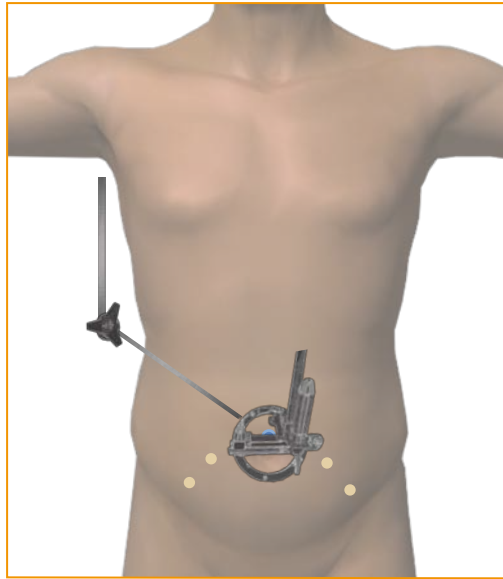


Positioning_Prostatectomy_V1.0-EN

Trocars and ViKY positioning

Top view

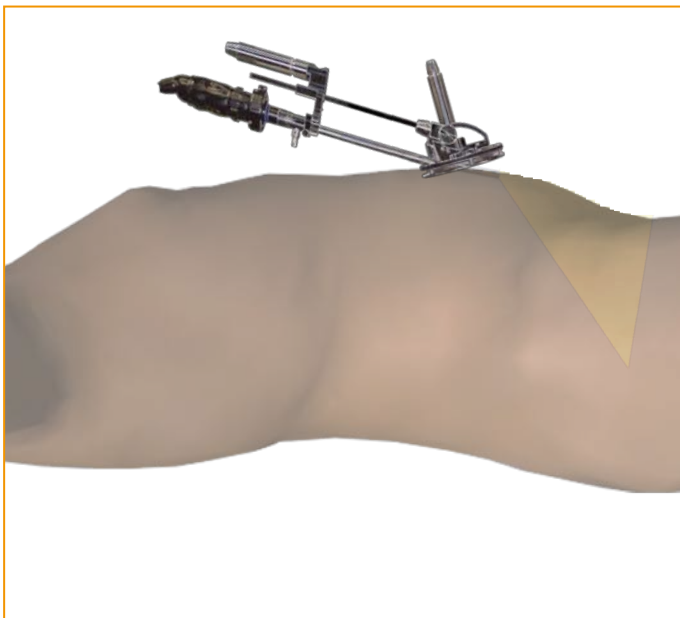
For optimal surgeon ergonomics, position the passive arm on the opposite side of the surgeon, towards the shoulders, with the passive arm extending distally to the abdomen as illustrated.




- Optical trocar
- Operating trocar

Note: position of trocars are given as a rough guide.

Side view



For optimal visualization of the surgical site, angle the base of the ViKY platform as illustrated with the caudal section of the ring slightly elevated. The position and angulation of the ViKY base can be quickly adjusted as needed during the procedure to maintain optimal visualization of the targeted surgical site.



For an optimal use of ViKY, camera must be aligned with "up"/"down" plane as shown on picture just beside.

www.endocontrol-medical.com

EndoControl S.A.S. – 5 avenue du Grand Sablon - 38700 La Tronche – France
Tel : +33 (0)4 76 63 75 83 / Fax : +33 (0)4 76 54 95 61