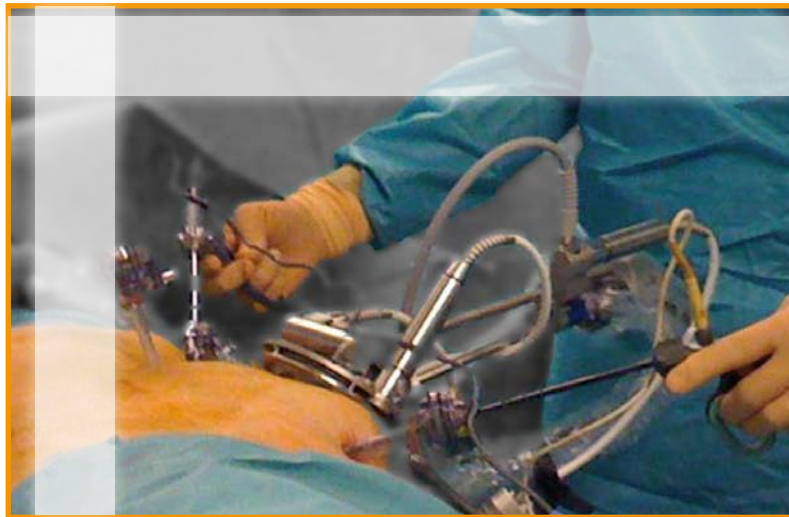
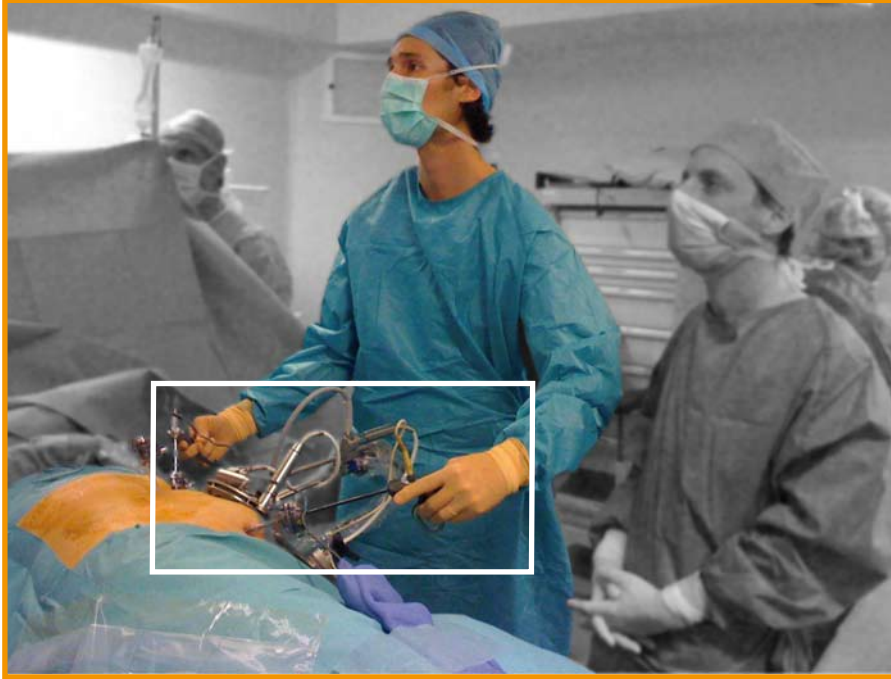


[Open your mind,
Free your hands]

Nephrectomy

Stability & Simplicity



Positioning_Nephrectomy_V1.0-EN


Trocars and ViKY positioning

Top view

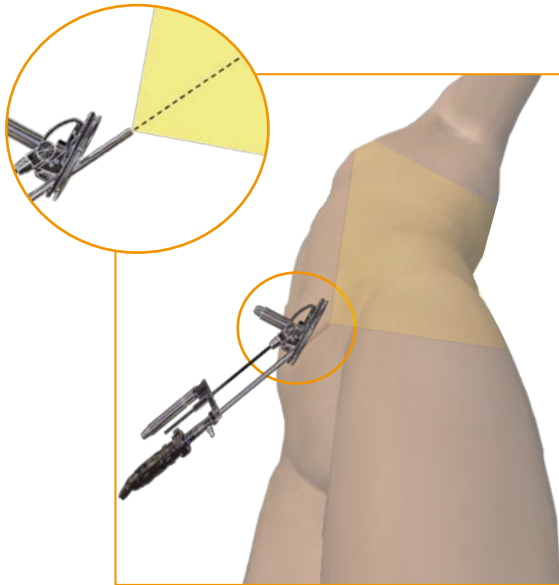
For optimal surgeon ergonomics, position the passive arm on the same side of the surgeon, towards the legs, with the passive arm extending distally to the abdomen as illustrated.

- Optical trocar
- Operating trocar

Note: position of trocars are given as a rough guide.

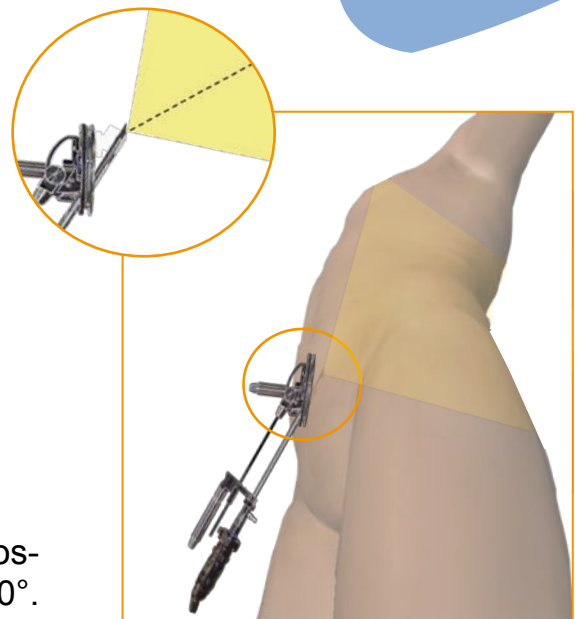


Side view



Optimal ring positioning for 0° laparoscope

To obtain same field of view with a 30° laparoscope, the ring is angulated of an additional 30°. The position and angulation of the ViKY base can be quickly and easily adjusted as needed during the procedure to maintain optimal visualization of the targeted surgical site.



Optimal ring positioning for 30° laparoscope



For an optimal use of ViKY, camera must be aligned with "up"/"down" plane as shown on the picture beside.

www.endocontrol-medical.com

EndoControl S.A.S. – 5 avenue du Grand Sablon - 38700 La Tronche – France
Tel : +33 (0)4 76 63 75 83 / Fax : +33 (0)4 76 54 95 61